



Our Ref : KKM.T.600-8/37/53 (7)  
Date : 03 September 2024

## DISTRIBUTION LIST

YBhg. Datuk/Dato'/Sir/Madam,

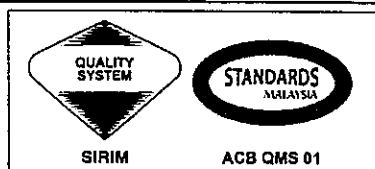
## CHARGING PROTOCOL FOR REMOVAL OF BREAST LUMPS

With kind reference to the above matter.

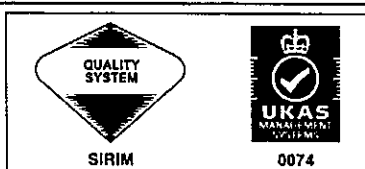
2. For your kind information, this Division has been receiving many queries and complaints regarding professional fee charged for removing breast lumps from medical practitioners and insurance companies.

3. Therefore with the cooperation with Breast and Endocrine Surgery Chapter, College of Surgeons, Academy of Medicine of Malaysia, we have agreed that the charging protocol for removal of breast lumps are as the following:

- 3.1 Removal of breast lumps are charged either as wide local excision or stereotatic / guidewire excision of breast lesion. Wide local excision is a treatment of choice for both benign and malignant glandular tumours since there is a potential upgrade of benign lesion to malignant on final histopathology. Therefore, excision with a margin of healthy tissue is preferred to avoid a second surgery;
- 3.2 A maximum of 5 lesions per breast are the maximum chargeable per operation and not more than one incision and 2 lesions per quadrant are chargeable. The quadrants are divided into 5 quadrants 1-3 o'clock, 4-6 o'clock, 7-9 o'clock, 10-12 o'clock and retroareolar;
- 3.3 The maximum chargeable fee for the first incision is 100% and the subsequent incision(s) is 75% of maximum chargeable fee and if more than one lesion(s) is removed through this incision(s), the maximum chargeable fee for these lesion(s) is 50%. When a bilateral breast lump(s) is removed, the maximum chargeable fee for this incision is 75% and if more than one lesion(s) is removed through this incision(s), the maximum chargeable fee for this lesion(s) is 50% of 75% which is 37.5%; and
- 3.4 One local parenchymal flap is chargeable once per breast regardless of complexity of the procedure. Only one local parenchymal flap is chargeable for cancer and phylloides tumour (regardless of size of the



CERTIFIED TO ISO 9001:2015  
CERT. NO. : QMS 01897



CERTIFIED TO ISO 9001:2015  
CERT. NO. : QMS 01897



CERTIFIED TO ISO 9001:2015  
CERT. NO. : MY.QMS 01897

tumour) and it is also chargeable for benign breast lesion that is more than 3cm.


4. This charging protocol is effective from the above mentioned date and any breast lump(s) procedures were performed prior to this date is not subjected to this charging protocol.

Thank you.

**"MALAYSIA MADANI"**

**"BERKHIDMAT UNTUK NEGARA"**

Yours sincerely,

  
**DR. MIMI ZALWANI BINTI ZAKARIA**  
(MMC : 45479)  
Timbalan Pengarah  
Cawangan Kawalan Amalan Perubatan Swasta  
Bahagian Amalan Perubatan  
Kementerian Kesihatan Malaysia

**(DR. MOHAMED IQBAL BIN HAMZAH)**  
(No. MMC: 33644; NSR: 136304)

**Director**

**Medical Practice Division**

**Ministry of Health Malaysia**

HS/mcofee/june2023

**DISTRIBUTION LIST:**

Dr. Anita Baghawi  
Chairperson  
Breast and Endocrine Surgery Chapter  
Unit 1.6, Level 1, Enterprise 3B  
Technology Park Malaysia (TPM), Jalan Innovasi 1,  
Lebuhraya Puchong – Sungai Besi, Bukit Jalil  
**57000 KUALA LUMPUR**

Dr. T. Mahadevan  
Chief Executive Officer (CEO)  
Association of Private Hospitals of Malaysia (APHM)  
A-17-01, Menara UOA Bangsar  
No.5, Jalan Bangsar Utama 1  
**59000 KUALA LUMPUR**

The President  
Life Assurance Association Malaysia (LIAM)  
No.4, Lorong Medan Tuanku 1  
Medan Tuanku  
**50300 KUALA LUMPUR**

The President  
General Insurance Association of Malaysia  
3rd Floor, Wisma PIAM  
150, Jalan Tun Sambanthan  
**50470 KUALA LUMPUR**

The Chairman  
Malaysia Takaful Association  
Menara Takaful Malaysia  
21<sup>st</sup> Floor, Main Block  
No.4, Jalan Sultan Sulaiman  
**50000 KUALA LUMPUR**

The President  
Malaysian Medical Association  
4th floor, 124 Jalan Pahang  
Titiwangsa Sentral  
**53000 KUALA LUMPUR**

